

Rev. CO069010

Packed Columns for
Normal Phase Chromatography

TSKgel Amide-80 Series

INSTRUCTION MANUAL





TOSOH CORPORATION

Safety Precautions

To help protect you and/or your property from potential damage and ensure personal safety, please read this manual thoroughly before using the product.

[Notation Conventions]

Notation	Explanation
 WARNING	Indicates a hazard with a medium level of risk which, if not avoided, could result in death or serious injury.
 CAUTION	Indicates a hazard with a low level of risk which, if not avoided, could result in minor or moderate injury.

WARNING

■ **Keep away from fire**

Not taking proper precautions when using flammable solvents could result in fire, explosion, or poisoning.

CAUTION

■ **Use only in well-ventilated areas**

In case of insufficient ventilation, flammable and toxic solvents can cause fire, explosion, or poisoning.

■ **Do not spill solvents**

Spillage and leakage can cause fire, electric shock, poisoning, injury, and corrosion.

Wear appropriate protective gear when cleaning up a spill.

■ **Wear protective eye gear and gloves**

Organic solvents and acids should not come in direct contact with the skin.

■ **Handle the package with care**

Inappropriate handling may cause rupturing and/or splattering of the product.

■ **Only use this product as intended**

This product is for separation and purification. Do not use for any other purpose.

■ **Make sure compounds are safe**

Check that obtained compounds and solutions after separation and purification are safe.

■ **Proper disposal**

Dispose in accordance with local laws and regulations.

NOTE

Keep this manual with the product for future reference.

Precautions: Shipping Solvents

First Aid	Inhalation	<ul style="list-style-type: none"> • Move the person to an area with fresh air. Rinse the mouth with plenty of water. • Call for medical attention immediately.
	Skin exposure	<ul style="list-style-type: none"> • Wash exposed area with plenty of soap and water.
	Eye exposure	<ul style="list-style-type: none"> • Open eyes as wide as possible and rinse with clean water for at least 15 minutes. • Call for medical attention immediately.
	Ingestion	<ul style="list-style-type: none"> • Rinse the mouth with plenty of water and call for medical attention immediately.
Handling and Storage	Ventilation	<ul style="list-style-type: none"> • Provide adequate air ventilation to keep organic vapor concentrations below approved level.
	Container handling	<ul style="list-style-type: none"> • Container may break if not handled with care.
	Wear appropriate protective equipment	<ul style="list-style-type: none"> • Use solvent-resistant gloves and protective eye gear when using this product. Use of gas mask, additional protective clothing or rubber boots could be appropriate when handling this product.
	Hazardous substance storage	<ul style="list-style-type: none"> • If any flammable solvents are used for shipping or storage, keep away from fire and open heat.
Waste Disposal	Disposal methods	<ul style="list-style-type: none"> • Follow local guidelines for disposal. This product can be incinerated safely.
	General considerations	<ul style="list-style-type: none"> • Please pay attention to all safety precautions with respect to the handling and storage of this product.
	Disposal precautions	<ul style="list-style-type: none"> • Assure that appropriate countermeasures are taken when incinerating solvents that contain acetonitrile. Fumes produced during incineration may contain nitrogen oxides.

Shipping solvent :

CH₃CN/H₂O=85/15 (TSKgel Amide-80 3μm, TSKgel Amide-80 HR 5μm)

CH₃CN/H₂O=75/25 (TSKgel Amide-80 5μm, TSKgel Amide-80 10μm,
TSKguardgel Amide-80 5μm <2.0 mm I.D.×1 cm>,
TSKguardcolumn Amide-80 10μm)

C₂H₅OH/H₂O=50/50 (TSKguardgel Amide-80 3μm <2.0 mm I.D.×1 cm>,
TSKguardgel Amide-80 3μm <3.2 mm I.D.×1.5 cm>,
TSKguardgel Amide-80 5μm <3.2 mm I.D.×1.5 cm>)

Precautions: Packing Material

First Aid	Inhalation	<ul style="list-style-type: none"> • Move the person to an area with fresh air. Rinse the mouth with plenty of water. • Call for medical attention immediately.
	Skin exposure	<ul style="list-style-type: none"> • Wash exposed area with plenty of soap and water.
	Eye exposure	<ul style="list-style-type: none"> • Open eyes as wide as possible and rinse with clean water for at least 15 minutes. • Call for medical attention immediately.
	Ingestion	<ul style="list-style-type: none"> • Rinse the mouth with plenty of water and call for medical attention immediately.
Handling and Storage	Ventilation	<ul style="list-style-type: none"> • Provide adequate air ventilation to keep organic vapor concentrations below approved level.
	Container handling	<ul style="list-style-type: none"> • Container may break if not handled with care.
	Wear appropriate protective equipment	<ul style="list-style-type: none"> • Use solvent-resistant gloves and protective eye gear when using this product. Use of gas mask, additional protective clothing or rubber boots could be appropriate when handling this product.
	Hazardous substance storage	<ul style="list-style-type: none"> • If any flammable solvents are used for shipping or storage, keep away from fire and open heat.
Waste Disposal	Disposal methods	<ul style="list-style-type: none"> • Dispose in accordance with local laws and regulations.
	General considerations	<ul style="list-style-type: none"> • Please pay attention to all safety precautions with respect to the handling and storage of this product.
	Disposal precautions	<ul style="list-style-type: none"> • Fumes produced during incineration may contain nitrogen oxides.

Carbamoyl group functionalized silica gel

Table of Contents

1. General Information	1
2. Unpacking	1
3. Column Parts	2
4. Column Installation	3
5. Column Maintenance	4
6. Solvent Selection and Preparation	4
7. Flow Rate	5
8. Temperature	6
9. Sample Preparation	6
10. Measurement of Number of Theoretical Plates and Asymmetry Factor	7
11. Guard Column	8
12. Troubleshooting	10
13. Quality Specification and Warranty	10
14. Column Cleaning Solutions	11

1. General Information

TSKgel Amide-80 Series packed columns have been optimized for high performance NPC and HILIC. Please read this INSTRUCTION MANUAL carefully and use the column as recommended in order to make effective use of its high performance.

2. Unpacking

Check that there is no visible damage to the outer package or the column.




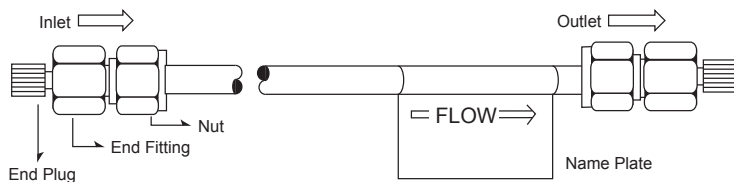
Figure 1 Appearance of the Package

Check that the following documents are shipped with the column.

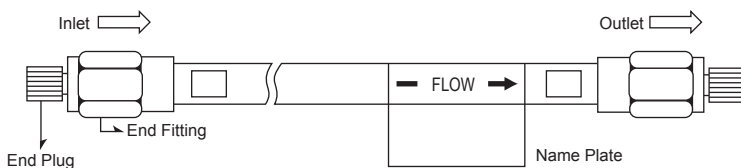
- | | |
|-----------------------|--------|
| 1) INSTRUCTION MANUAL | 1 copy |
| 2) INSPECTION DATA | 1 copy |

3. Column Parts

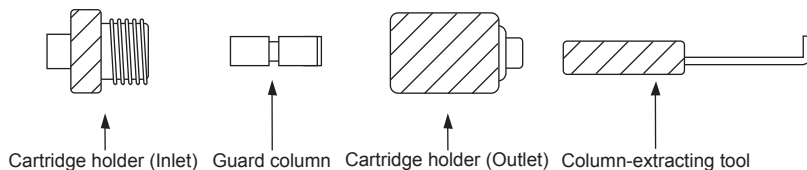
For TSKgel Amide-80 5 μ m <4.6 mm I.D.×25 cm>, TSKgel Amide-80 10 μ m



For TSKgel Amide-80 3 μ m, TSKgel Amide-80 HR 5 μ m, and Semi-micro column



For the guard column (3.2 mm(I.D.)× 1.5 cm(L))



For the guard column (2.0 mm(I.D.)× 1 cm(L))

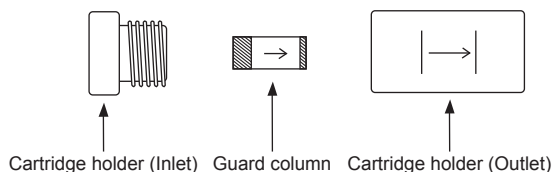


Figure 2 Column Parts

4. Column Installation

- (1) Confirm the correct product name is listed on the column label.
- (2) Each column is equipped with a union nut enabling a connection to a 1/16" O.D. capillary tubing. The union nut is designed for American standard compression plugs and ferrules.
- (3) Confirm the flow direction on the column label or etched onto the column as shown in Figure 2. Solvent should flow only into the column from the inlet side. The columns are designed so that optimal resolution is obtained when the flow direction is as indicated on the column.
- (4) Purge all air out of the tubing using the mobile phase. This helps to prevent any air from entering the column. Any air in the tubing causes serious deterioration of column efficiency.
- (5) Initially set the solvent flow rate at one-half of the intended flow rate. Make sure that the solvent is flowing freely out of the end of the tubing from the injector.
- (6) Remove the end plugs from the column and connect the inlet of the column to the tubing from the injector. Make sure that the tubing is fully inserted into the compression fittings before tightening in order to minimize dead volume. Always keep dead volume to the absolute minimum throughout the entire system.
- (7) After the solvent flows from the outlet of the column, connect the column to the detector.
- (8) Start pumping the solvent at a flow rate less than one-half of the final flow rate. Avoid a sudden pressure surge to the column.
- (9) The columns are very sensitive to pressure pulsing. A pulseless pumping system should be used.
- (10) The columns should be equilibrated before use by allowing at least 10 column volumes of solvent to pass through the column.
- (11) The product name is not marked on the guard column (2.0 mm(I.D.)×1 cm(L)). Please make sure the product name on the package label. It has some lines on the body. (TSKguardgel Amide-80 3 μm : 4 lines, TSKguardgel Amide-80 5 μm : 5 lines)
- (12) The following are recommended parts to connect the semi-micro column (1.0 mm(I.D.)) of TSKgel Amide-80 5 μm with tubing.

Table 1 Special Parts

Tubing	Screw nut (package of 5)	Ferrule (package of 10)
Stainless steel (50 μm(I.D.))	Part No. 0006160	Part No. 0019079
PEEK (50 μm(I.D.))	Part No. 0017897	Part No. 0017140



The ferrule to be connected with the stainless steel tubing is made of different material from that used for in the past.

5. Column Maintenance

- (1) If the column is used in routine daily operation, it is permissible to leave the mobile phase in the column overnight if the mobile phase is not corrosive. If halides are included in the mobile phase, it is better to replace the mobile phase with a suitable solvent (for example "Packed Solvent" shown in the INSPECTION DATA sheet) even for one night.
- (2) If the column will not be used for several days, it should be stored as follows:
 - a) Purge the system with the "Packed Solvent" shown in the INSPECTION DATA sheet at a flow rate one-half of the operating flow rate as shown in Table 2 (purge the system with distilled or ion-exchanged water if you have used an buffer solution, as a mobile phase, which contains salt in considerably high concentrations).
 - b) Remove the column from the system and keep the ends of the column tightly capped with the end plugs supplied with the column.
 - c) Store the column at a relatively constant temperature in its original shipping container. Take care not to allow the column to freeze during storage.
- (3) The performance of the guard column may be decreased by repeated removal from the cartridge holder. TOSOH recommends that the guard column is kept in the cartridge holder with both ends capped with end plugs.

6. Solvent Selection and Preparation

- (1) The shipping solvent is different for each column as shown on the "Packed Solvent" in the INSPECTION DATA sheet. Before using the column, the solvent should be replaced with an appropriate mobile phase for analysis. Solvent replacement should be performed at a flow rate one-half of the normal operating flow rate, or at a pressure below the maximum pressure shown in Table 2. Note that a drastic change of solvent composition or frequent solvent replacements may shorten the lifetime of the column.
- (2) pH range : 2.0-7.5

The pH range should be selected based on the stability of both the packing material and the column itself. At a pH below pH 2.0, the ligand binding sites on the silica-based support are subject to hydrolysis by acidic solutions. Above pH 7.5, the silica backbone may dissolve, leading to rapid column failure. Additionally, the stainless steel of the column is subject to corrosion at a low pH particularly when using halides.

- (3) The solvent should be filtered through a $0.5\ \mu\text{m}$ filter in order to prevent the accumulation of small particles. The performance of semi-micro columns quickly deteriorates when exposed to small-particle contamination. Thus, it is highly recommended that an in-line filter containing a membrane of $0.2 \sim 0.5\ \mu\text{m}$ pore size is inserted between the pump and the sample injector.

Line filter

Part No. 0014594 Filter assembly

Part No. 0006280 Fluoropore filter ($0.45\ \mu\text{m}$, package of 100)

- (4) Solvents should be degassed to ensure optimal flow through the system.

7. Flow Rate

The flow rate should be selected based on the desired resolution, column life and assay time. Although the TSKgel Amide-80 Series are designed for high-speed analysis, TOSOH recommends that these columns are operated at a rather low flow rate because better resolution and extended column life can be expected. A suitable flow rate and the maximum flow rate depend on the organic solvent in the mobile phase. When using the TSKgel Amide-80 Series for the first time, the flow rate should be set at a linear velocity of 6 cm/min ($0.05\ \text{mL/min}$ for 1.0 mm(I.D.), $0.20\ \text{mL/min}$ for 2.0 mm(I.D.), $0.43\ \text{mL/min}$ for 3.0 mm(I.D.) and $1.00\ \text{mL/min}$ for 4.6 mm(I.D.)). The column life may be reduced if the column is operated near the maximum pressure. The maximum pressure for the TSKgel Amide-80 Series are shown in Table 2. The viscosity of the solvent must be considered when selecting the flow rate, too.

Table 2 Maximum Pressure

Part No.	Type	Column Size mm(I.D.)×cm(L)	Maximum Pressure (MPa)
0021864	TSKgel Amide-80 3 μ m	2.0×5	20.0
0021865	∕	2.0×15	20.0
0022850	∕	3.0×5	20.0
0022851	∕	3.0×10	20.0
0022852	∕	3.0×15	20.0
0021866	∕	4.6×5	20.0
0022849	∕	4.6×10	20.0
0021867	∕	4.6×15	20.0
0020009	TSKgel Amide-80 5 μ m	1.0×5	3.0
0020010	∕	1.0×10	6.0
0021486	∕	1.0×15	9.0
0021487	∕	1.0×25	12.0
0019694	∕	2.0×5	4.0
0019695	∕	2.0×10	8.0
0019696	∕	2.0×15	10.0
0019697	∕	2.0×25	15.0
0013071	∕	4.6×25	15.0
0021982	TSKgel Amide-80 HR 5 μ m	4.6×25	15.0
0014459	TSKgel Amide-80 10 μ m	7.8×30	7.0
0014460	∕	21.5×30	3.0

8. Temperature

The optimal operating temperature for each column is as follows :

TSKgel Amide-80 5 μ m, TSKgel Amide-80 HR 5 μ m, TSKgel Amide-80 10 μ m
: 10 °C ~ 80 °C

TSKgel Amide-80 3 μ m : 10 °C ~ 50 °C

9. Sample Preparation

(1) Preparation of Sample Solution

Prepare the sample solution immediately prior to injection by dissolving the sample into the solvent that is used as an eluent. The eluent should be optimized by adjusting the pH, salt concentration, etc. so that the sample is completely dissolved, otherwise the column lifetime may be reduced by unexpected precipitation of sample on the column.

(2) Filtration of Insoluble Particles

The sample solution should be filtered with a micropore-filter (0.5 μ m). Even though no particles can be detected by the naked eye, insoluble particles may

exist in the sample.

10. Measurement of Number of Theoretical Plates and Asymmetry Factor

(1) Number of theoretical plates (N)

The N is calculated using an unretained molecule by the half-peak width method as shown in Figure 3 and the following equation:

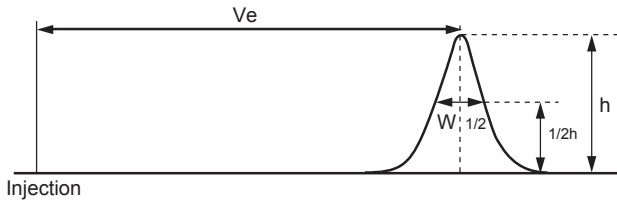


Figure 3 Calculation of Number of Theoretical Plates

$$N=5.54(V_e/W_{1/2})^2$$

where:

- V_e : Elution time
- $W_{1/2}$: Width of peak at half-height
- h : Peak height
- N : Number of theoretical plates/column

(2) Asymmetry factor (As)

The asymmetry factor is calculated according to Figure 4 and the following equation:

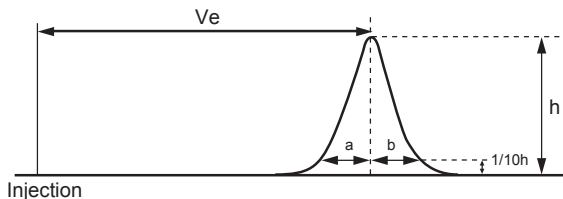


Figure 4 Calculation of Asymmetry Factor

$$As=b/a$$

(3) The N and As should be measured with an instrument with small dead volume.

(4) The N and As are mentioned in the INSPECTION DATA sheet together with the

experimental conditions.

11. Guard Column

Fundamental keys to prevent problems have been outlined in Section 4 to 9. When impurities that tend to adsorb onto the packing material are present in a sample, they are typically adsorbed at the inlet side of the column and gradually accumulate causing a reduction in the number of theoretical plates and a decrease in column performance.

In such cases the original column performance can be maintained by connecting a guard column between the injection valve and the analytical column. The guard column should be replaced when the performance deteriorates as a result of the adsorption of such a material to the guard column. A guard column can not be used in place of analytical column.

The use of a guard column will not improve the resolution obtained on the analytical column.

11-1 Effect of Guard Column Installation

- (1) Contamination of the analytical column can be prevented by the removal of adsorptive or insoluble materials in the sample.
- (2) Pressure shock, due to pump pulsation, to the analytical column should be avoided.

11-2 Type and Selection of Guard Columns

Guard columns specifications are shown in Table 3.

Table 3 Guard Columns

Part No.	Type	Column Size mm(I.D.)×cm(L)	Applied Column (mm(I.D.)×cm(L))
0014461	TSKguardcolumn Amide-80 10 μ m	21.5×7.5	TSKgel Amide-80 10 μ m (21.5×30)
0021941	TSKguardgel Amide-80 5 μ m	2.0×1	TSKgel Amide-80 5 μ m (2.0×5, 10, 15, 25)
0019010	TSKguardgel Amide-80 5 μ m	3.2×1.5	TSKgel Amide-80 5 μ m (4.6×25) TSKgel Amide-80 HR 5 μ m (4.6×25)
0021862	TSKguardgel Amide-80 3 μ m	2.0×1	TSKgel Amide-80 3 μ m (2.0×5, 15) (3.0×5, 10, 15)
0021863	TSKguardgel Amide-80 3 μ m	3.2×1.5	TSKgel Amide-80 3 μ m (4.6×5, 10, 15)

Note : Three columns of TSKguardgel are packed in a box.

Cartridge holders are shown in Table 4.

Table 4 Cartridge Holder

Part No.	Type	Column Size mm(I.D.)×cm(L)
0019308	Cartridge holder (2.0×1)	2.0×1
0019018	Cartridge holder (3.2×1.5)	3.2×1.5

Note : Two nuts, two ferrules and two small pieces of tubing are attached to the cartridge holder as accessories.

In addition, column-extracting tool is attached to Part No. 0019018.

11-3 Guard Column Replacement

Since the guard column has limited adsorption capacity, it has a finite lifetime.

The guard column must be replaced before contamination extends to the main analytical column.

The frequency of the guard column replacement can not be standardized because it depends on various factors such as application, sample properties (properties of principal components, properties and concentrations of impurities, etc.), sample loading, solvents, flow rate, etc.

Since an increase in the system pressure during operation could indicate clogging at the end fitting of the guard column or contamination of the gel, it is a good idea to replace the guard column when the pressure has increased.

In general, when changes in the results are observed, the guard column should be replaced immediately.

11-4 Bulk Gel

The list of the bulk gels are shown in Table 5.

Table 5 Bulk Gel

Type	Part No.	Weight
TSKgel Amide-80 5 μ m	0013072	5 g
TSKgel Amide-80 5 μ m	0013073	10 g
TSKgel Amide-80 10 μ m	0014462	10 g

12. Troubleshooting

(1) Clogging of the inlet filter

Increased pressure or decreased flow rate are indicative of a clogged inlet filter. In this case, clean the end fitting by reversing the flow direction through the column (The flow rate must be kept below one-half of the operating flow rate as shown in Table 2).

(2) Contamination

Continuous column operation may lead to gradual accumulation of strongly ionic compounds or hydrophobic compounds.

This is demonstrated by changes in chromatographic behavior and loss of resolution. Adsorbed materials may be removed from the column by injections of solvent with a different polarity from the operating mobile phase.

(3) Bed Compression

Failure to properly clean the analytical column may result in the formation of a void at the column head due to bed compression.

This failure can be confirmed by carefully removing the column end and inspecting the bed.

13. Quality Specification and Warranty

13-1 INSPECTION DATA

The inspection conditions and the results of each individual column are shown on the INSPECTION DATA sheet. The number of theoretical plates is expressed as the number per column.

The inspection results are different for each column.

13-2 Quality Specifications

TSKgel Amide-80 Series are delivered according to the specifications as shown in Table 6.

13-3 Warranty

Upon receiving the column, check that the column is not damaged and test the performance according to Section 10. If the guaranteed specifications in Table 6 can not be obtained, contact a local TOSOH representative within 30 days. Note that the column lifetime is not guaranteed.

Table 6 Guaranteed Specifications

Part No.	Type	Column Size mm(I.D.)×cm(L)	Number of theoretical plates (TP/Column)	Asymmetry factor
0021864	TSKgel Amide-80 3 μ m	2.0×5	3,500	0.90~1.25
0021865	"	2.0×15	13,000	0.90~1.25
0022850	"	3.0×5	5,500	0.90~1.25
0022851	"	3.0×10	11,000	0.90~1.25
0022852	"	3.0×15	16,000	0.90~1.25
0021866	"	4.6×5	6,000	0.90~1.20
0022849	"	4.6×10	12,000	0.90~1.20
0021867	"	4.6×15	18,500	0.90~1.20
0020009	TSKgel Amide-80 5 μ m	1.0×5	300	1.0~2.0
0020010	"	1.0×10	600	1.0~2.0
0021486	"	1.0×15	4,000	0.7~1.8
0021487	"	1.0×25	6,000	0.7~1.8
0019694	"	2.0×5	1,000	0.7~1.8
0019695	"	2.0×10	2,000	0.7~1.8
0019696	"	2.0×15	4,000	0.7~1.8
0019697	"	2.0×25	6,000	0.7~1.8
0013071	"	4.6×25	8,000	-
0021982	TSKgel Amide-80 HR 5 μ m	4.6×25	18,000	0.90~1.30
0014459	TSKgel Amide-80 10 μ m	7.8×30	5,000	-
0014460	"	21.5×30	8,000	-

14. Column Cleaning Solutions

(1) Sample property : Hydrophobic compounds

Water soluble organic solvents such as 70-95 % acetonitrile and methanol in aqueous buffer

(2) Sample property : Hydrophilic compounds

Water soluble organic solvents such as 5-10 % acetonitrile and methanol in aqueous buffer



TOSOH

TOSOH CORPORATION

BIOSCIENCE DIVISION

Shiba-Koen First Bldg.
3-8-2 Shiba, Minato-ku, Tokyo 105-8623, Japan
Phone: +81-3-5427-5180 Fax: +81-3-5427-5220
Web site: <http://www.separations.asia.tosohbioscience.com/>
HPLC database: www2.tosoh.co.jp/hlc/hlcbd.nsf/StartE?OpenForm

TOSOH BIOSCIENCE LLC

3604 Horizon Drive Suite 100,
King of Prussia, PA 19406, USA
Phone: +1-800-366-4875 Fax: +1-610-272-3028
E-mail: info.tbi@tosoh.com
Web site: <http://www.tosohbioscience.com/>

TOSOH BIOSCIENCE GmbH

Zettachring 6, 70567 Stuttgart, Germany
Phone: +49-711-132570 Fax: +49-711-1325789
E-mail: info.tbgt@tosoh.com
Web site: <http://www.tosohbioscience.com/>

TOSOH BIOSCIENCE SHANGHAI CO., LTD.

Room 301, Plaza B, No.1289 Yi Shan Road,
Xu Hui District, Shanghai 200233, China
Phone: +86-21-3461-0856 Fax: +86-21-3461-0858
E-mail: info@tosoh.com.cn
Web site: <http://www.separations.asia.tosohbioscience.com/>

TOSOH ASIA PTE. LTD.

63 Market Street #10-03 Singapore 048942
Phone: +65-6226-5106 Fax: +65-6226-5215
E-mail: info.tsas@tosoh.com
Web site: <http://www.separations.asia.tosohbioscience.com/>

TSKgel, TSKgel SuperMultipore, TSKgel STAT, BioAssist, Lipopropak, TOYOPEARL, ToyoScreen, TOYOPEARL GigaCap, TOYOPEARL MegaCap, TOYOPAK and EcoSEC are registered trademarks of Tosoh Corporation in Japan, United States, European Union, etc. HLC is the registered trademark of Tosoh Corporation in Japan and China.

This manual may not be reprinted or copied in whole or in part without written consent of Tosoh Corporation.
The contents of the manual are subject to change without notice.
Printed in Japan